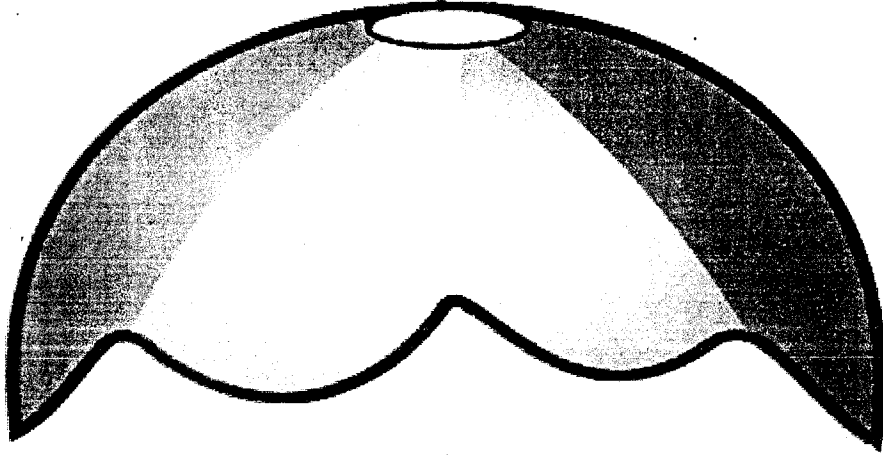


**Aww Chute: Children's Programming Activities with
Parachutes, Scarves, and Other Props**



Compiled by Anne Clark
Children's Department Head
Alice & Jack Wirt Public Library
Bay County Library System

Blog: www.sotomorrowblog.com

Email: aclark@baycountylibrary.org

Presented at The Library Network's Youth Services Meeting
August 14, 2015

Draw + Tell Story (dry-erase board/markers)

BINGO - Dr. Jean

Tell story as you draw. BINGO!

Parachute:

○ Rules for the parachute:

Listen to leader, stop when told, etc.

Traditional and nursery rhymes: - if you're new to parachutes!!

Why-nursery rhymes? Reinforce early literacy skills, get more participation using familiar songs, encourage parents to try these at home with a sheet, towel, or pillowcase!

1. "The Wheels on the Bus" by Learning Groove on *Groovy Green*
2. "The Grand Old Duke of York"
3. "Row, Row, Row Your Boat" (can change lyrics to suggest different types of rowing: gently, quickly, etc.) Also use screaming verse if comfortable - Look there's a crocodile, don't forget to scream!
4. "Head, Shoulders, Knees, and Toes"
5. "Johnny Works With One Hammer" move arms, legs, head
6. "If You're Happy and You Know It" (lift the chute, shake it slow, shake it fast, shake it low)
7. "Motorboat, Motorboat"
8. "Old MacDonald" (bounce puppets) by Learning Groove on *Bouncy Blue* → Pete the cat - each song diff. style
9. "Five Little Monkeys Jumping on the Bed" (stuffed monkeys, or balls or whatever)

Lesser known songs:

- "Sleeping Bunnies" by Kathy Reid-Naiman on *Tickles and Tunes* wake up bunnies! Then start parachut
- "Rolling Ball" by The Learning Groove on *Groovy Green*
- "I Hear the Water" by Learning Groove on *Rockin' Red*
- "Jump, Jump" by Joanie Leeds on *I'm a Rock Star*

Other Activities:

1. Fireworks (Count "1,2,3, fireworks!" and bounce crumpled up colored paper)
2. Snow (bounce crumpled up white paper or white loofahs) 1,2,3 blizzard!
3. Let's go riding on an elevator (Count up floors, then woosh the chute down)

Parachute Source: Discount School Supply \$80 for a 20' parachute with 18 handles.

Scarves:

- "Spider on the Floor" by Raffi on *Singable Songs for the Very Young*
- "Itsy Bitsy Spider" by Learning Groove on *Yummy Yellow*

- **We Wave Our Scarves Together****
We wave our scarves together, we wave our scarves together. *Wave scarf back & forth*
Because it's fun to do.
Wave them up high *high voice*
Wave them down low *low voice*
Wave them in the middle. *Regular voice*
Because it's fun to do.

- **One Bright Scarf****
One bright scarf waiting for the wind to blow *blow into the scarf*
Wiggle it high and wiggle it low
Shake it fast and shake it slow
Put it behind your back. Where did it go?

- **Rain on the Grass****
Change lyrics for the seasons (snow on the grass, leaves, sun, etc.)
Rain on the grass, *flutter scarves on floor*
Rain on the trees, *flutter scarves using your arms like a tree branch*
Rain on the roof, *Make a roof above your head with the scarf*
But not on me! *Cover your head with the scarf.*

- **Popcorn Song**** (tune of Frere Jacques, so sing each line twice)
Popcorn Kernels (wave scarves overhead) (*circular motion*)
In the pot (I pause and tell the kids to make their scarves 'disappear' by bunching them up in their fists)
Shake them shake them shake them (shake)
'til they POP (Toss scarves up into the air)

- **Two Little Blackbirds**
Can also use shakers.
Two Little Blackbirds sitting on a hill. (Wave scarves)
One named Jack, and one named Jill
Fly away Jack (hide one behind back)
Fly away Jill (hide both)
Come back Jack, Come back Jill

Two little blackbirds sitting on a cloud
One was quiet, and the other was loud..

...sitting on my toe
high, low (wave high, wave low)

...sitting on a stick
slow, quick (you get the idea)

- **Shake the Mango Tree Call and Response-- Try this with a scarf or shaker in each hand!**

For motions, watch this Sesame Street Video:

<https://www.youtube.com/watch?v=h4war7sLnuQ>

Shake, shake the mango tree (x2)

Mango yellow, green (x2)

One for you and one for me. (x2)

Shake, shake the mango tree. (x2)

can change fruit if you want!

Scarf source: Lakeshore Learning, about \$17/dozen.

Puppets:

Going to the Pet Store (Call and Response)

Going to the pet store, *Pat your legs*

Gonna find a pet.

I wonder what to get? *Scratch your head*

Hmmmmm... *Pull out stuffed animal/animal puppet from bag.*

do a couple times - pull out
diff. animals

Going to the Sweet Shop (Call and Response)

Going to the sweet shop, *Pat your legs*

Gonna find a treat!

I wonder what to eat? *Scratch your head*

Hrrmmmm...? *Pull out play food item from bag.*

"There's Something in the Snow"

There's something in the snow,

There's something in the snow,

Heigh-ho-the derrio,




There's something in the snow! *Pull out snowy animal from bag.*



Emily - (BLOO)
POP-up puppets

Jessica - (CHEL)
Baa Baa Sheep
+ let kids touch
Sheep

Flannel Boards, Magnet Boards and Other Storytelling Props:

<p>Little Mouse, Little Mouse <i>Hide a felt mouse behind houses of varying colors</i> Little mouse, little mouse! Are you in the ___color___ house? <i>every week</i></p>	
<p>Snowball, Snowball <i>Hide a snowball behind mittens of varying colors</i> Snowball, snowball, Cold and round, Behind which mitten can you be found?</p>	
<p>I Have a Little Pocket I have a little pocket where something can hide... It says "RIBBIT RIBBIT" Do you know what's inside? GREEN--FROG</p> <p>...It lives on a farm and says "BAA BAA" ...It used to be a caterpillar but now it can fly! ...It lived a long time ago and says "ROARRR!"</p>	
<p>15 Animals by Sandra Boynton Storytelling board Made on a Cricut Cartridge: Create a Critter</p> <p>(I did use a frog because there is no hamster on the cartridge)</p>	