

## How to check out a Michigan Activity Pass

- Go to: <http://michiganactivitypass.info>

The screenshot shows the homepage of the Michigan Activity Pass website. At the top, the title "MICHIGAN ACTIVITY PASS" is written in a white, handwritten-style font on a blue background. To the right is a circular logo with the text "Soar and Explore" and "Michigan Activity Pass" around an image of a scenic landscape. Below the title is a dark brown navigation bar with white text: "HOME | BROCHURE | NEWS | SURVEY | MORE | HELP". A white cloud icon is on the left. The main content area features a photograph of the Urban Institute of Contemporary Arts in Grand Rapids, MI, with a caption below it. Below the photo are three social media call-to-action buttons: "TAKE OUR SURVEY" (purple), "CONNECT ON FACEBOOK" (blue), and "FOLLOW US ON TWITTER" (light blue). The text "CHECK OUT! MICHIGAN" is written in a blue, handwritten font. Below this is a red text block: "Welcome to the brand new Michigan Activity Pass website! New For 2016-2017: Seven Michigan National Park Service Destinations Included! Happy 100th Birthday, NPS!". A final paragraph in black text reads: "Did you know that your library card can be your best travel companion? Discover hundreds of Michigan's cultural destinations and natural attractions with your Michigan library card! You can 'check out' FREE or discounted..."

- Enter your start location in the "Where I am Starting" text box. The location can be a zip code, address, library or destination.

The screenshot shows the "PLAN YOUR NEXT ACTIVITY" section of the website. It features a light blue map of Michigan in the background. On the left, a red circle contains the number "1". To the right of the circle, the text "WHERE I AM STARTING:" is written in a blue, handwritten font. Below this text is a white text input box containing the zip code "48180".

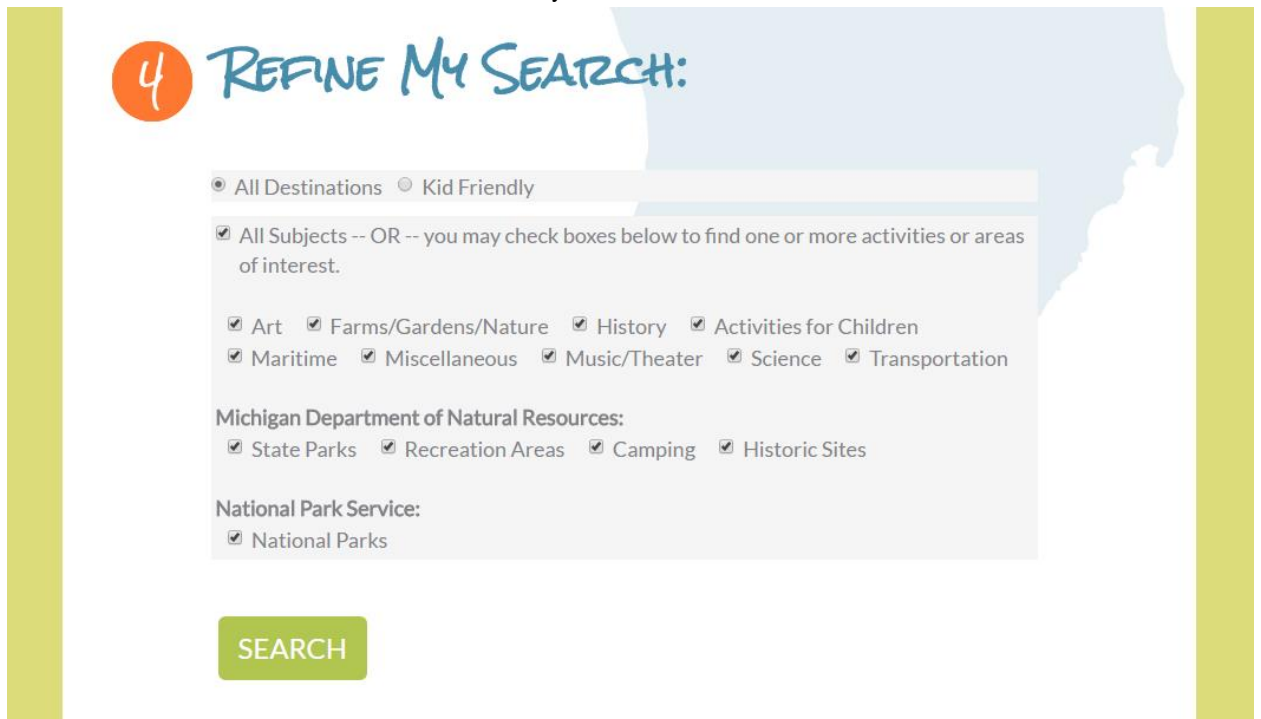
- Select the radio button that corresponds with the maximum number of miles that you want your search to cover.



- Enter the name of your library in the “My Home Library” text box.

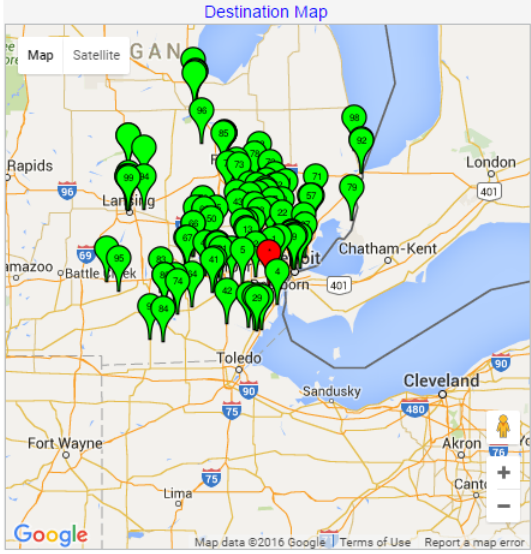


- Please note that in step four you have the ability to refine your search. You can search by all destinations or you can limit by subject.
- To limit by subject uncheck the “All Subjects” check box (this will clear all of the check marks in all of the subjects) and only check the boxes that you wish to search by.
- Last of all click on the “Search” box to execute your search.



- Search results will then display.

PLAN YOUR NEXT ACTIVITY



Destination Map

We found 110 destinations within 100 miles of 48180

- 1. Dearborn Historical Museum**

(6.5 miles)

History Kid Friendly

[MORE INFO] [DIRECTIONS] [GET PASS]
- 2. Wayne Historical Museum**

(7.3 miles)

History Kid Friendly

[MORE INFO] [DIRECTIONS] [GET PASS]
- 3. Arab American National Museum**

(8.8 miles)

History Kid Friendly

[MORE INFO] [DIRECTIONS] [GET PASS]
- 4. Gibraltar Historical Museum**

(9.6 miles)

History

[MORE INFO] [DIRECTIONS] [GET PASS]
- 5. Yankee Air Museum**

(12.4 miles)

Transportation History Kid Friendly

[MORE INFO] [DIRECTIONS] [GET PASS]

- You can "check out" one pass every seven days with your library card.
- Prior to selecting and printing your pass, call ahead or check the destination's web site to verify that their hours of operation work with your schedule.

- When you have selected the attraction you want to visit click on the "Get Pass" button that corresponds to the said destination. (If you click on [More Info] first it will tell you what the offer for the chosen destination is.)

**5. Yankee Air Museum**

(12.4 miles)

Transportation History Kid Friendly

[MORE INFO] [DIRECTIONS] [GET PASS]

- The next screen that displays will show the passes that are available for that destination.



## Michigan Activity Pass

The Library Network  
Online Pass Reservations  
**Taylor Community Library**

[CLOSE THIS WINDOW](#)

[? Help](#)  
Next 3 Days ▼

[ [Yearly Calendar View](#) ]

Thursday June 16, 2016							Top
<b>Request Pass</b>	<b>Yankee Air Museum</b>					[ 5 Available ]	<a href="#">Pass Details</a>
Friday June 17, 2016							Top
<b>Request Pass</b>	<b>Yankee Air Museum</b>					[ 5 Available ]	<a href="#">Pass Details</a>
Saturday June 18, 2016							Top
<b>Request Pass</b>	<b>Yankee Air Museum</b>					[ 5 Available ]	<a href="#">Pass Details</a>

- Click on “Request Pass” to begin the reservation process.

**Request Pass** (If you click on “Pass Details” first it will tell you what the offer for the chosen destination is.)

- Fill out the name, phone number, email address and library card number fields in the template that displays next.
- Please note that you also have the option to send yourself an email reminder. Just select the appropriate option from the drop down menu if you want an email reminder.
- Once all fields are filled in click on the “Continue” button.

Michigan Activity Pass	
Please fill in all required fields and CONTINUE to the next page	
Pass Information <a href="#">Pass Details</a>	
Name:	Yankee Air Museum
Branch:	Taylor Community Library
Description:	
Requested Date:	Thursday, June 16, 2016
* Number Passes Requested:	<input type="text" value="1"/> You may reserve 1 Pass
Date and Time of Request:	Thursday, June 16, 2016 at 11:25 AM
Your Information	
* Name:	<input type="text"/>
* Phone:	<input type="text"/>
Email:	<input type="text"/>
Confirmation: [1]	<input checked="" type="checkbox"/> Send a confirmation email to the above address.
Send Email Reminder:	Not at all ▼
* Library Card Number:	<input type="text"/>

- After clicking the “Continue” button a summary of the information that you filled out to reserve the pass will display.

# Michigan Activity Pass

**IMPORTANT:** Your pass reservation process is not yet complete.

Please check the following information and, if it is correct, click on the *Submit Request* button at the bottom of the page. Otherwise click on the *Backup and Fix* button to go back and make changes.

**Library Contact Info:** MichiganActivityPass@gmail.com

---

**Name:** Yankee Air Museum [Taylor Community Library]

**Description:**

**Date of Visit:** Any day the destination is open from  
Sunday June 12, 2016 to Saturday June 18, 2016

---

**Number of Passes Requested:** 1

**Date and Time of Request:** Thursday, June 16, 2016 at 11:25 AM

---

**Name:** Enter your name here

**Phone:** Enter your phone number here

**Email:** Enter your email address here

**Library Card:** Enter your library card # here

Submit this Request

Backup and Fix Patron Info

Cancel this Reservation

Email confirmation will be sent...

\*\*\*

- Once you have reviewed the information and it is correct, click on the "Submit this Request" to finalize the reservation.
- The final screen shot will be the MAP pass that you will print and take to the destination for the discount there.

# Michigan Activity Pass

**Your Pass Reservation is complete.**



**Please print this page and bring it with you to the destination.  
Before your visit, please check that the destination is open.**

**You may use this pass on any day during the period that  
begins Sunday June 12, 2016 and ends Saturday June 18, 2016**

---

**TERMS OF THIS PASS:** One free Adult admission to the YAM (\$8.00 value). One free Child admission to the YAM (\$5.00 value). MAP pass is valid any time the YAM is open.

---

**Library Contact Info:** MichiganActivityPass@gmail.com

---

**Name:** Yankee Air Museum [Taylor Community Library]

**Destination Info:** 47884 D St., Belleville, MI 48111  
734-483-4030 x237

**Date of Visit:** Any day the destination is open from  
Sunday June 12, 2016 to Saturday June 18, 2016

---

**Number of Passes Requested:** 1

**Date and Time of Request:** Thursday, June 16, 2016 at 11:25 AM

## Important things to remember about your MAP pass:

1. Patrons may check out one MAP pass per library card every 7 days.
2. When you print out a MAP pass, you have 7 days from the date it was reserved to use it.
3. Please note that if you choose to print your MAP pass on a library printer, you may be charged the regular fee that is assessed by the library for printing.
4. Photocopies of MAP passes will not be accepted at MAP destinations. Only passes printed from the MAP website can be redeemed at MAP destinations.
5. Prior to your visit, please call ahead or check the museum's website in order to verify hours of operation, etc.

Other things of note on the MAP site:



- The “Brochure” link on the MAP page is where you can choose to view the Lower Mitten MAP Brochure, Upper Mitten MAP Brochure or the Upper Peninsula MAP Brochure.

## BROCHURES

Three brand new MAP Brochures for 2016-2017! Click on the brochure of your choice below:

- [Lower Mitten MAP Brochure](#)
- [Upper Mitten MAP Brochure](#)
- [Upper Peninsula MAP Brochure](#)

CLOSE

- The More” link on the MAP page is where you will find the Kids Activities.

## MORE INFO ✕

---

Over 420 MAP destinations in 2016-2017! Truly something for everyone. Happy 100th Birthday to the National Park Service!

---

[MAP - 2007 to today Powerpoint Presentation](#)

---

### Kids Activity Pages

- [Hot Air Balloon Coloring Page](#)
- [MAP Double Puzzle](#)

---


[CLOSE](#)

- Follow and Like MAP on Twitter and Facebook

 **CONNECT ON  
FACEBOOK**

 **FOLLOW US  
ON TWITTER**

- Take the MAP survey and let us know your thoughts on MAP

 **TAKE OUR  
SURVEY**